

Charmber®



5-TIER SHELVING RACK

Model No:CSP520

Part No:6600532

ASSEMBLY INSTRUCTIONS

INTRODUCTION

Thank you for purchasing this CLARKE Shelving Rack.

Before attempting to use the product, it is essential that you read this manual thoroughly and carefully follow all instructions given. In doing so you will ensure the safety of yourself and that of others around you, and you can also look forward to the product giving you long and satisfactory service.

GUARANTEE

This product is guaranteed against faulty manufacture for a period of 12 months from the date of purchase. Please keep your receipt which will be required as proof of purchase.

This guarantee is invalid if the product is found to have been abused or tampered with in any way, or not used for its intended purpose.

Faulty goods should be returned to their place of purchase, no product can be returned to us without prior permission. This guarantee does not effect your statutory rights.

ENVIRONMENTAL PROTECTION



Do not dispose of this product with general household waste. All equipment, accessories and packaging should be sorted, taken to a recycling centre and disposed of appropriately.

SPECIFICATION & CONTENTS

Dimensions (L x W x H)	610 x 305 x 1730 mm
Product Weight	5.4 kg
Max Load per Shelf	20 kg (evenly distributed)
Shelf Height	370 mm

When unpacking, check for damage and/or shortages etc. Any found should be reported to your CLARKE dealer where the product was purchased. This shelving rack should include the following:

4 x Feet	16 x Supporting Legs	4 x Top Caps
5 x Shelf Panels	4 x Wall Fixing Brackets	8 x Wall Plugs
8 x Screws	1 x Assembly Instructions (this document)	

Caution: This product is not intended to come into contact with cleaning agents/corrosive chemicals or sources of heat e.g. naked flames etc.

Please keep these instructions in a safe place for future reference.




GENERAL SAFETY GUIDELINES

1. **ALWAYS** maintain this product in good condition for greater safety.
2. **NEVER** exceed the maximum recommended load for this product.
3. **NEVER** use this product if damaged.
4. **ALWAYS** store small, stable items on the top shelves, heavier and bulky items should be stored on the lower shelves.
5. **ALWAYS** secure the shelf rack to a wall using the fixings supplied before loading.

ASSEMBLY TIPS

Assemble the product on a firm, level surface rather than a soft surface.

1. Take the feet and push them onto the underside of one shelf as in Fig 1.
2. Insert the supporting legs, narrow end downwards through the shelf corner sockets and into the feet from the upper side of the shelf, trapping the shelf between the foot and leg.
3. Turn the assembly over the right way up and add the next shelf panel and continue until all the legs and shelf panels are assembled. **Ensure the supporting legs are connected with the narrow end downwards to lock the parts together.**
4. Insert the top caps into the holes in the top shelf as shown in Fig 2.
5. Finally, secure the shelving rack to a wall using the brackets and fixings supplied. Use a masonry drill to install the wall plugs, positioning at sufficient height to provide good support for the shelving rack as in Fig 3.



A SELECTION FROM THE VAST RANGE OF

Clarke®

QUALITY PRODUCTS

AIR COMPRESSORS

From DIY to industrial, Plus air tools, spray guns and accessories.

GENERATORS

Prime duty or emergency standby for business, home and leisure.

POWER WASHERS

Hot and cold, electric and engine driven - we have what you need

WELDERS

Mig, Arc, Tig and Spot. From DIY to auto/industrial.

METALWORKING

Drills, grinders and saws for DIY and professional use.

WOODWORKING

Saws, sanders, lathes, mortisers and dust extraction.

HYDRAULICS

Cranes, body repair kits, transmission jacks for all types of workshop use.

WATER PUMPS


Submersible, electric and engine driven for DIY, agriculture and industry.

POWER TOOLS

Angle grinders, cordless drill sets, saws and sanders.

STARTERS/CHARGERS

All sizes for car and commercial use.



PARTS & SERVICE: 0208 988 7400

E-mail: Parts@clarkeinternational.com or Service@clarkeinternational.com

SALES: UK 01992 565333 or Export 00 44 (0)1992 565335

Clarke INTERNATIONAL Hemnall Street, Epping, Essex CM16 4LG
www.clarkeinternational.com